

Props

PROPS



SAFETY


COMPLIANCE

STRENGTH

QUALITY

SECURE HOLD FOR
FORMWORK AND DRYING

Alphi
Formwork and solutions



040 04
ALP
040 04

040 04
ALP
040 04

ALP

ALP

ALP

ALP

ALP

ALP

ALP

ALP

Props *European standard*

European standard props are compliant with the EN 1065 and NF P 93-221 standards. Available in 4 classes, they offer the best performances in terms of strength and quality.

European standard props | A range of standardised metal props



Props European standard

The **metal prop range** offered by Alphi is used on all construction sites. Available in four classes, props compliant with the **EN 1065 and NF P 93-221 standards** offer the best performances in terms of quality and strength.

Standard aluminium props, shores and push-pull props round out the Alphi range.

For **long props**, Alphi has designed the TransÉtais trolley to facilitate the work of form fitters.


SAFETY

For added safety, the following options are available on props compliant with the NF P 93-221 standard:

- finger protection inside the sleeve prevents crushing,
- base web on the sleeve, giving greater distortion resistance at the bottom.

COMPLIANCE

- Compliant with the European standard EN 1065, including lower slide.
- Press test and certification by the independent laboratory Locie of University of Savoie Mont Blanc.
- Verification of ageing in rental housing stock.



**COMPLIANT
WITH EN 1065
AND NF P 93-221
STANDARDS**



**UNIVERSITÉ
SAVOIE
MONT BLANC**

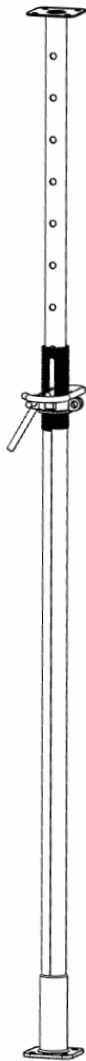
*Site: Arena
performance venue
Client: Bouygues
Bâtiment
Location: Floirac*

European standard props

EQUIPMENT

Formwork working load (daN), safety coefficient: 1.65 as per Eurocodes 0 and 3							
Extension (m)	Cat. No.						
	B25N	B30N	B35N	B40N	B45N*	B50N*	B55N*
	from 1.6 to 2.5	from 1.8 to 3.0	from 2.1 to 3.5	from 2.3 to 4.0	from 2.6 to 4.5	from 2.8 to 5.0	from 3.1 to 5.5
1.6 and 1.7	3090						
1.8	3090	3090					
1.9	2854	3090					
2.0	2576	3090					
2.1	2336	2804	3090				
2.2	2129	2554	2980				
2.3	1948	2337	2727	3090			
2.4	1789	2146	2504	2862			
2.5	1648	1978	2308	2638			
2.6		1829	2134	2439	2743		
2.7		1696	1979	2261	2544		
2.8		1577	1840	2103	2365	2628	
2.9		1470	1715	1960	2205	2450	
3.0		1374	1603	1832	2061	2290	
3.1			1501	1715	1930	2144	2359
3.2			1409	1610	1811	2012	2214
3.3			1325	1514	1703	1892	2081
3.4			1248	1426	1604	1783	1961
3.5			1177	1346	1514	1682	1850
3.6				1272	1431	1590	1749
3.7				1204	1355	1505	1656
3.8				1142	1284	1427	1570
3.9				1084	1219	1355	1490
4.0				1030	1159	1288	1417
4.1					1103	1226	1348
4.2					1051	1168	1285
4.3					1003	1114	1226
4.4					957	1064	1171
4.5					915	1018	1119
4.6						973	1071
4.7						932	1026
4.8						894	983
4.9						858	944
5.0						824	906
5.1							871
5.2							838
5.3							806
5.4							777
5.5							749

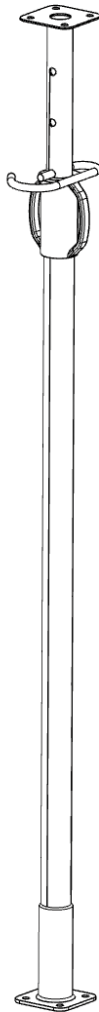
Class B - Type N



*For export only as per NF P 93-221 standard

Description	Components (mm)					
	Class	Weight (kg)	Ø Outer tube	Ø Inner tube	Ø Pin	Plate
<ul style="list-style-type: none"> ▪ Anti-dropout of inner and outer tube ▪ 100 mm hand guard ▪ Protection by hot-dip galvanising ▪ Optional finger protection ▪ Tapered captive pin ▪ Optional base web 	B25N	14.10	60	48	14	120 x 120 x 6
	B30N	15.80				
	B35N	17.40				
	B40N	19.10				
	B45N	20.70	70	60	15	
	B50N	22.40				
	B55N	24.00				

Class B - Type T



Formwork working load (daN), safety coefficient: 1.65 as per Eurocodes 0 and 3							
Extension (m)	Cat. No.						
	B25T	B30T	B35T	B40T	B45T*	B50T*	B55T*
	from 1.6 to 2.5	from 1.8 to 3.0	from 2.1 to 3.5	from 2.3 to 4.0	from 2.6 to 4.5	from 2.8 to 5.0	from 3.1 to 5.5
1.6 and 1.7	3090						
1.8	3090	3090					
1.9	2854	3090					
2.0	2576	3090					
2.1	2336	2804	3090				
2.2	2129	2554	2980				
2.3	1948	2337	2727	3090			
2.4	1789	2146	2504	2862			
2.5	1648	1978	2308	2638			
2.6		1829	2134	2439	2743		
2.7		1696	1979	2261	2544		
2.8		1577	1840	2103	2365	2628	
2.9		1470	1715	1960	2205	2450	
3.0		1374	1603	1832	2061	2290	
3.1			1501	1715	1930	2144	2359
3.2			1409	1610	1811	2012	2214
3.3			1325	1514	1703	1892	2081
3.4			1248	1426	1604	1783	1961
3.5			1177	1346	1514	1682	1850
3.6				1272	1431	1590	1749
3.7				1204	1355	1505	1656
3.8				1142	1284	1427	1570
3.9				1084	1219	1355	1490
4.0				1030	1159	1288	1417
4.1					1103	1226	1348
4.2					1051	1168	1285
4.3					1003	1114	1226
4.4					957	1064	1171
4.5					915	1018	1119
4.6						973	1071
4.7						932	1026
4.8						894	983
4.9						858	944
5.0						824	906
5.1							871
5.2							838
5.3							806
5.4							777
5.5							749

*For export only as per NF P 93-221 standard

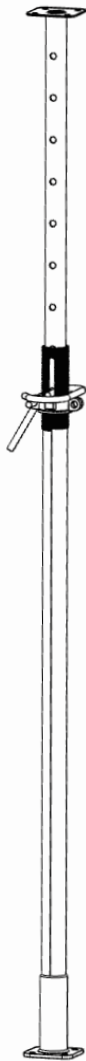
Description	Components (mm)					
	Class	Weight (kg)	Ø Outer tube	Ø Inner tube	Ø Pin	Plate
<ul style="list-style-type: none"> ▪ Anti-dropout of inner and outer tube ▪ Nut end-of-travel stop ▪ 100 mm hand guard ▪ Protection by hot-dip galvanising ▪ Optional finger protection ▪ Tapered captive pin ▪ Optional base web 	B25T	13.70	57	48	14	120 x 120 x 6
	B30T	15.40				
	B35T	17.00				
	B40T	18.70				
	B45T	20.30				
	B50T	22.00				
	B55T	23.60				

European standard props

EQUIPMENT

		Working load (daN), safety coefficient: 1.65 as per Eurocodes 0 and 3					
		Cat. No.					
		C25N*	C30N*	C35N	C40N	C45N	C50N
Extension (m)	from 1.6 to 2.5	from 1.8 to 3.0	from 2.1 to 3.5	from 2.3 to 4.0	from 2.6 to 4.5	from 2.8 to 5.0	from 3.1 to 5.5
1.6 and 1.7	3606						
1.8	3606	3606					
1.9	3606	3606					
2.0	3606	3606					
2.1	3504	3606	3606				
2.2	3193	3606	3606				
2.3	2921	3506	3606	3606			
2.4	2683	3220	3606	3606			
2.5	2473	2967	3462	3606			
2.6		2743	3201	3606	3606		
2.7		2544	2968	3392	3606		
2.8		2365	2760	3154	3548	3606	
2.9		2205	2573	2940	3308	3606	
3.0		2061	2404	2747	3091	3434	
3.1			2251	2573	2895	3216	3538
3.2			2113	2415	2717	3018	3320
3.3			1987	2271	2554	2838	3122
3.4			1872	2139	2406	2674	2941
3.5			1766	2019	2271	2523	2776
3.6				1908	2146	2385	2623
3.7				1806	2032	2258	2484
3.8				1712	1926	2141	2355
3.9				1626	1829	2032	2235
4.0				1545	1739	1932	2125
4.1					1655	1839	2023
4.2					1577	1752	1927
4.3					1504	1672	1839
4.4					1437	1597	1756
4.5					1374	1526	1679
4.6						1461	1607
4.7						1399	1539
4.8						1342	1476
4.9						1287	1416
5.0						1236	1360
5.1							1307
5.2							1257
5.3							1210
5.4							1166
5.5							1124

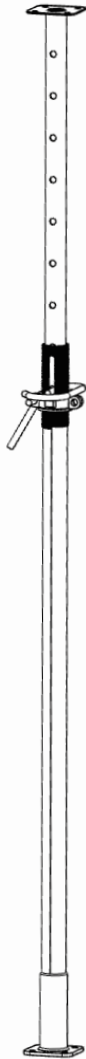
Class C - Type N



*Protected threading option (C25T - C30T)

Description	Components (mm)					
	Class	Weight (kg)	Ø Outer tube	Ø Inner tube	Ø Pin	Plate
<ul style="list-style-type: none"> ▪ Anti-dropout of inner and outer tube ▪ 100 mm hand guard ▪ Protection by hot-dip galvanising ▪ Optional finger protection ▪ Tapered captive pin ▪ Optional base web 	C25N	15.60	60	48	15	120 x 120 x 8
	C30N	17.50				
	C35N	19.40				
	C40N	21.20	70	60		
	C45N	23.10				
	C50N	25.00	76	63		
	C55N	26.90				

Class C + D - Type N



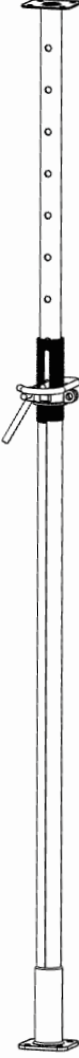
Formwork working load (daN), safety coefficient: 1.65 as per Eurocodes 0 and 3							
Extension (m)	Cat. No.						
	D25N*	C+D30N*	C+D35N	C+D40N	C+D45N	C+D50N	C+D55N
	from 1.6 to 2.5	from 1.8 to 3.0	from 2.1 to 3.5	from 2.3 to 4.0	from 2.6 to 4.5	from 2.8 to 5.0	from 3.1 to 5.5
1.6 and 1.7	2060						
1.8		3606					
1.9		3606					
2.0		3606					
2.1		3606	3606				
2.2		3606	3606				
2.3		3506	3606	3606			
2.4		3220	3606	3606			
2.5		2967	3462	3606			
2.6		2743	3201	3606	3606		
2.7	2544	2968	3392	3606			
2.8	2365	2760	3154	3548	3606		
2.9	2205	2573	2940	3308	3606		
3.0	2061	2404	2747	3091	3434		
3.1		2251	2573	2895	3216	3538	
3.2		2113	2415	2717	3018	3320	
3.3			2271	2554	2838	3122	
3.4		2060	2139	2406	2674	2941	
3.5				2271	2523	2776	
3.6				2146	2385	2623	
3.7					2258	2484	
3.8				2060	2141	2355	
3.9						2235	
4.0						2125	
4.1					2060		
4.2							
4.3							
4.4							
4.5							
4.6							
4.7							
4.8							
4.9							
5.0							
5.1							
5.2							
5.3							
5.4							
5.5							

*Protected threading option (C25T - C30T)

Description	Components (mm)					
	Class	Weight (kg)	Ø Outer tube	Ø Inner tube	Ø Pin	Plate
<ul style="list-style-type: none"> ▪ Anti-dropout of inner and outer tube ▪ 100 mm hand guard ▪ Protection by hot-dip galvanising ▪ Optional finger protection ▪ Tapered captive pin ▪ Optional base web 	D25N	15.60	60	48	15	120 x 120 x 8
	C+D30N	17.50				
	C+D35N	19.10	76	63		
	C+D40N	22.10				
	C+D45N	30.50				
	C+D50N	33.10				
	C+D55N	35.50				

European standard props

EQUIPMENT

		Formwork working load (daN), safety coefficient: 1.65 as per Eurocodes 0 and 3					
		Cat. No.					
		C+E25N	C+E30N	C+E35N	C+E40N	C+E45N	C+E50N
Extension (m)	from 1.6 to 2.5	from 1.8 to 3.0	from 2.1 to 3.5	from 2.3 to 4.0	from 2.6 to 4.5	from 2.8 to 5.0	
 <p style="writing-mode: vertical-rl; transform: rotate(180deg);">Class C + E - Type N</p>	1.6 and 1.7	3606					
	1.8	3606	3606				
	1.9	3606	3606				
	2.0	3606	3606				
	2.1	3504	3606	3606			
	2.2	3193	3606	3606			
	2.3		3506	3606	3606		
	2.4	3090	3220	3606	3606		
	2.5			3462	3606		
	2.6			3201	3606	3606	
	2.7				3392	3606	
	2.8		3090		3154	3548	3606
	2.9					3308	3606
	3.0					3091	3434
	3.1			3090			3216
	3.2						
	3.3						
	3.4				3090		
	3.5						
	3.6						
	3.7						
	3.8					3090	
	3.9						
	4.0						
	4.1						3090
	4.2						
4.3							
4.4							
4.5							
4.6							
4.7							
4.8							
4.9							
5.0							
5.1							
5.2							
5.3							
5.4							
5.5							



Description	Components (mm)					
	Class	Weight (kg)	Ø Outer tube	Ø Inner tube	Ø Pin	Plate
<ul style="list-style-type: none"> ▪ Anti-dropout of inner and outer tube ▪ 100 mm hand guard ▪ Protection by hot-dip galvanising ▪ Optional finger protection ▪ Tapered captive pin ▪ Optional base web 	C+E25N	19.20	76	63	15	120 x 120 x 8
	C+E30N	22.50				
	C+E35N	25.00				
	C+E40N	23.80 (steel/ alu) 27.00 (steel)				
	C+E45N	33.00				
	C+E50N	38.00				



PROP ACCESSORIES

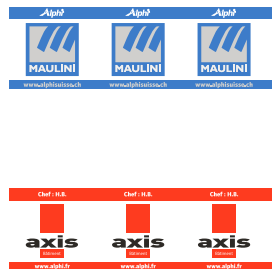


Additional	Collapsible galvanized tripod	Weight (kg)	Height (cm)	Prop diameter (mm)
		4.70	70	From 55 to 76
	Fork	Working height (cm)	Description	
		14	<ul style="list-style-type: none"> For use with timber beams and AL200 	
	Girder clamp	Unit weight (kg)	Description	
		3.00	<ul style="list-style-type: none"> The tube is inserted into the prop used for cladding 	
	Skin clamp	Unit weight (kg)	Description	
		3.00	<ul style="list-style-type: none"> Stabilising clamp for use with 48 mm tube and collars 	
	Prop clamp	Unit weight (kg)	Description	
		5.00	<ul style="list-style-type: none"> The 45°-oriented rear plate allows fastening after positioning the prop 	
Dywidag form panel hole clamp	Unit weight (kg)	Description		
	3.00	<ul style="list-style-type: none"> The loop is used either to stabilise a prop, or to receive a tube for holding multiple props 		

European standard props

PROP ACCESSORIES

Leborgne tools	Nanovib® range	Description
		<ul style="list-style-type: none"> Tools suitable for fitting and removing Alphi formwork: hammers, hammer holder, prop key Vibration and noise reduction  <p>Click here to view details of Leborgne Tools</p>

Handling	Racks	Ranges
		<ul style="list-style-type: none"> Galvanized handling rack Vertical storage rack Galvanized rack on wheels <p>Click here to view details of racks</p>
	TransÉtais Logement	Description
	<ul style="list-style-type: none"> Easier prop handling Makes it possible to pass through door openings <p>Click here to view details of TransÉtais Logement</p>	

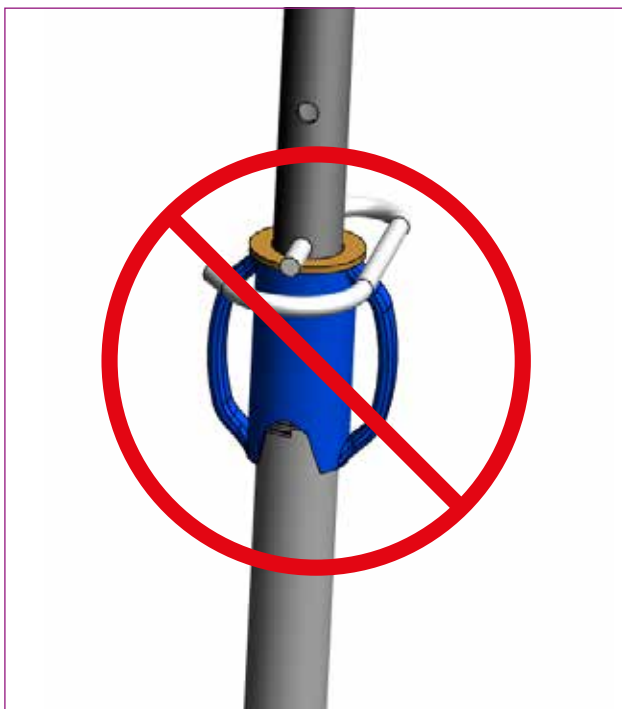
Customisation	Self-adhesive label	Description
		<ul style="list-style-type: none"> Self-adhesive labels can be produced with the client's colours and logo
	Epoxy paint (sleeve, slide, nut, etc.)	Description
		<ul style="list-style-type: none"> RAL according to client's choice
Plate and/or handle engraving	Description	
	<ul style="list-style-type: none"> Engraving of plate and/or operating handle on external thread prop (not more than 8 characters for client's name) 	

WARNING

- To use our products safely, please observe the regulations in force in each country.
- The elements and set-ups presented in this brochure match the characteristics of the equipment on the date of publication of the document. There might have been some changes since then.
- The use of our systems in combination with systems from other manufacturers may involve some risk, and would require special inspection.
- Before starting to set up, remember to secure the area.



PREPARATORY STAGE



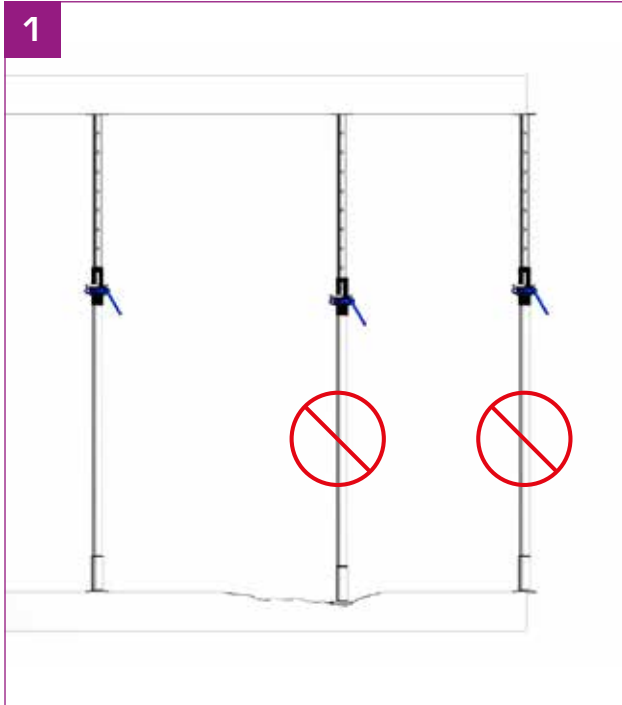
- Reception of equipment on the worksite: check quantities and validate delivery note.
- Prop inspection: do not use warped or damaged props.

Possible configurations:

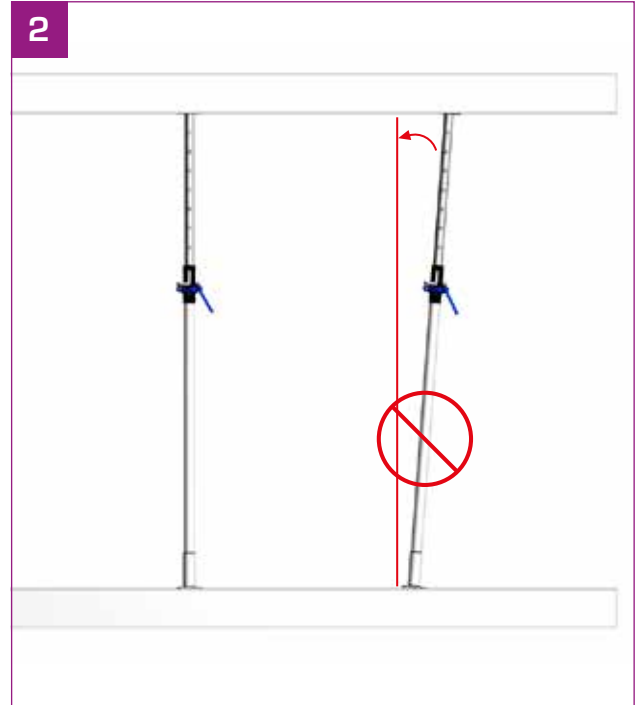
- Props may be used with the slide up or down, according to the site configuration.
- The calculation charts featured in this document have been calculated with the slide up.
- The calculation of the allowable loads, as per EN 1065 standard criteria and with the slide down configuration, gives higher values than the slide up configuration. So as not to complicate the charts, the same value has been adopted for both configurations.

European standard props

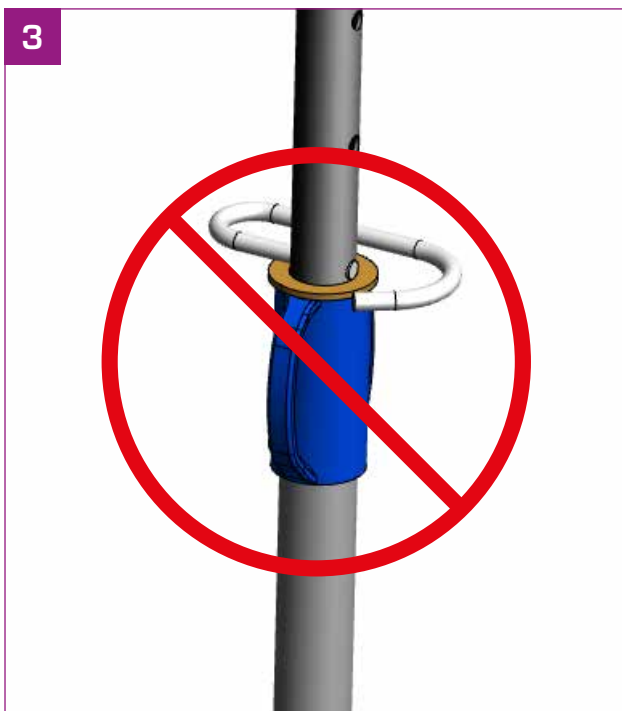
PROP INSTALLATION



- Bearing surfaces must be flat and stable.



- Ensure that the prop is vertical.



- The pin must be correctly inserted and must rest on the washer.

HANDLING



- Do not store the props vertically.



- Do not throw props. Stow them in the suitable racks and move them using a crane.



- Do not strike the threading with any tool liable to damage it.

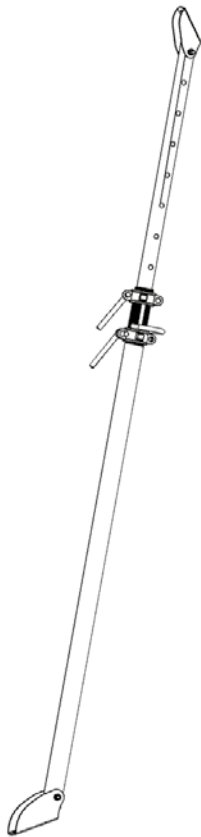


Props *other uses*

In addition to the standardised prop range,
Alphi offers specific props to meet all needs.

EQUIPMENT

Push-pull props



Working compressive load (daN)				
Extension (m)	Cat. No. (Outer tube Ø 60 mm - Inner tube Ø 48 mm)			
	TP 18/11	TP 30/18	TP 35/20	TP 45/25
	from 1.1 to 1.8	from 1.8 to 3.0	from 2.0 to 3.5	from 2.5 to 4.5
1.8	2,500			
1.9		2,000		
2.1		2,000	2,000	
2.3		2,000	2,000	
2.7		1,500	1,500	2,000
3.0		1,500	1,500	2,000
3.3			1,500	1,500
3.8				1,350
4.5				1,000
Working tensile load (daN)				
For all extensions	2,000			
Weight (kg)	10.00	19.00	21.00	25.00

Working compressive load (daN)		
Extension (m)	Cat. No. (Outer tube Ø 76 mm - Inner tube Ø 63 mm)	
	TP 45/25	TP 55/31
	from 2.5 to 4.5	from 3.1 to 5.5
2.5	3,000	
3.0	2,400	3,000
3.4	2,150	2,450
3.6	2,000	2,250
3.8	1,650	2,150
4.0	1,550	2,100
4.5	1,400	1,500
5.0		1,100
5.5		1,000
Working tensile load (daN)		
For all extensions	3,000	
Weight (kg)	33.00	37.00

Description	
<ul style="list-style-type: none"> ▪ Anti-dropout of inner and outer tube ▪ Nut end-of-travel stop 	<ul style="list-style-type: none"> ▪ Protection by hot-dip galvanising ▪ Ø 15 mm captive pin

Flying shores



Working load [daN]				
Extension (m)	Cat. No.			
	ET80	ET110	ET160	ET200
	0.512 to 0.812	0.712 to 1.112	1.012 to 1.612	1.212 to 2.012
0.5	2886			
0.7	2886	2886		
0.8	2886	2886		
1.0		2886	2886	
1.1		2886	2886	
1.2			2886	2886
1.6			2555	2886
2.0				2048
Weight (kg)	7.00	8.40	11.00	13.00

Description	
<ul style="list-style-type: none"> Outer tube Ø 57 mm Inner tube Ø 48 mm Pin Ø 14 mm 	<ul style="list-style-type: none"> Hot-dip galvanized or painted Plate 120 x 120 x 6 mm Holes Ø 13, spacing 80 x 80 mm


Premium Standard props



Working load [daN], safety coefficient: 2					
Extension [m]	Cat. No.				
	Premium 30	Premium 35	Premium 40	Premium 45	Premium 50
	from 1.7 to 3.0	from 2.0 to 3.5	from 2.5 to 4.0	from 2.75 to 4.5	from 3.0 to 5.0
1.7	2700				
2.0	2700	2700			
2.5	2600	2700	2700		
2.7	2500	2650	2700		
2.75	2450	2600	2650	2600	
3.0	2400	2500	2600	2600	2700
3.5		2100	2200	2400	2600
4.0			2000	1950	2300
4.5				1400	1600
5.0					1150
Weight (kg)	14.35	16.65	19.10	21.60	23.35

Description	
<ul style="list-style-type: none"> Outer tube Ø 57 x 2.7 mm Slide Ø 48.3 x 2.9 mm Captive pin Ø 14 mm Cast iron sleeve 	<ul style="list-style-type: none"> Plate 120 x 120 Bearing washer, 5 mm thick Hand guard Protection by hot-dip galvanising or paint

Based on the quantities required, Alphi can manufacture props to the client's specifications.



aluminium **Props**

Alphi aluminium props are compliant with the EN 16031 standard pertaining to adjustable telescopic aluminium props. The very high mechanical strength of the aluminium props allows a high loading capacity.

Aluminium props | For strong load support



aluminium **Props**

Aluminium props are characterised by **strong load support**.

The geometry of the outer tube allows frames to be **connected quickly** in two orthogonal directions.

They can be **customised** to suit the client's colours.

The geometry of the inner tube with non-continuous threading on the perimeter facilitates **self-cleaning** when the nut is inserted.


**COMPLIANT WITH THE
EN 16031 STANDARD,
ALUMINIUM PROPS
OFFER THE BEST
PERFORMANCES
IN TERMS OF QUALITY
AND STRENGTH.**

*Site in Switzerland
Client: Induni
Location: Geneva*

Aluminium props

EQUIPMENT





Aluminium props






Extension (m)	Working load (daN)			
	Cat. No.			
	S35/20 T1	E48/33 T1	D55/35 T1	D62/48 T1
	from 2.0 to 3.5	from 3.3 to 4.8	from 3.5 to 5.5	from 4.8 to 6.25
2.0	8,900			
2.1	8,800			
2.3	8,500			
2.5	8,100			
2.7	7,600			
2.9	7,200			
3.1	6,400			
3.3	5,700	7,900		
3.5	5,000	7,600	7,500	
3.7		6,900	7,100	
3.9		6,200	6,600	
4.1		5,600	5,900	
4.3		5,000	5,600	
4.5		4,400	4,700	
4.7		3,900	4,200	
4.8		3,600	4,000	4,500
5.0			3,500	4,300
5.2			3,100	4,000
5.4			2,700	3,700
5.5			2,500	3,400
5.8				3,100
6.0				2,800
6.2				2,400
Weight (kg)	19.50	25.20	28.00	31.00

Description	
<ul style="list-style-type: none"> ▪ Light weight ▪ Can be used for casting or drying ▪ Threading to any height, self-cleaning ▪ Captive slide ▪ Customisable to suit client's colours 	<ul style="list-style-type: none"> ▪ Possibility of extending the outer tube ▪ Quality epoxy paint for easy maintenance ▪ Long working life ▪ Certification by an independent European laboratory according to the EN 16031 standard - Classes D to U

ALUMINIUM PROP ACCESSORIES

Additional	Connecting frame	Dimensions w x h (m)	Weight (kg)
		1.20 x 0.50	10.70
		1.60 x 0.50	14.30
		1.90 x 0.50	17.00
		2.10 x 0.50	18.70
		2.30 x 0.50	20.50
		2.50 x 0.50	22.30
Electrogalvanized quick formwork strike-down tool	Weight (kg)	Working load (kN)	
	6.00	100	
Painted collapsible tripod	Weight (kg)	Height (m)	
	11.00	1.16	
Setting key	Weight (kg)	Description	
	1.50	<ul style="list-style-type: none"> Facilitates nut unfastening preparation 	

Connection bolt	Weight (kg)
	0.07
Extension	Height (m)
	From 0.50 to 2.00
Flange	Description
	<ul style="list-style-type: none"> Used to associate aluminium props with tubes

Handling	Rack	Weight (kg)	Quantity
		38.00	20 frames
58.00		49 props	

ALPHI, THE FRENCH SHORING SPECIALIST



Whether for formwork or drying, our props are suited to all uses.

4 rue de Bitbourg

L-1273 Luxembourg

Tel. +352 266 877 81 - Fax +352 287 723 76 - info@alphilux.lu

Design office: Tel. +33 (0)4 79 61 85 91 - be@alphilux.lu

Logistic department: Tel. +33 (0)4 79 61 85 92

Alphi
Formwork and solutions

Designed in France 

www.alphilux.lu